

PCB 继电器

TRA2

- 16A switching capability
- 5KV dielectric strength between coil and contacts
- Transparent sealed available
- Class B/F available
- Conform to RoHS,ELV directive



ORDERING CODE 订购代码

<u>TRA2</u>	<u>D</u>	—	<u>12VDC</u>	—	<u>S</u>	—	<u>Z</u>	(2)
1	2		3		4		5	6
1. Relay Model 继电器型号	2. Coil Power 线圈功率 D=0.72W, L=0.54W, M=0.24W	3. Coil Nominal Voltage 线圈额定电压 3,5,6,9,12,24,48VDC	4. S: Sealed 密封 5. 触点转换形式 Z: Form C H: Form A	6. Nil: Standard Type 标准 2: Transparent Cover				

COIL DATA 线圈参数 (at 20°C)

Nominal Voltage 额定电压(VDC)	3	5	6	9	12	24	48	
Coil Resistance 线圈阻值($\Omega \pm 10\%$)	38	104	150	338	600	2400	9600	0.24W
Rated Current 额定电流(mA)	80	48	40	26.7	20	10	5	
Max Operate Voltage 最大吸合电压(VDC)	2.4	4	4.8	7.2	9.6	19.2	38.4	
Min Release Voltage 最小释放电压(VDC)	0.15	0.25	0.3	0.45	0.6	1.2	2.4	
Coil Resistance 线圈阻值($\Omega \pm 10\%$)	17	46	67	150	270	1050	4250	0.54W
Rated Current 额定电流(mA)	180	108	90	60	45	22.5	11.3	
Max Operate Voltage 最大吸合电压(VDC)	2.4	4	4.8	7.2	9.6	19.2	38.4	
Min Release Voltage 最小释放电压(VDC)	0.15	0.25	0.3	0.45	0.6	1.2	2.4	
Coil Resistance 线圈阻值($\Omega \pm 10\%$)	13	35	50	110	200	800	3200	0.72W
Rated Current 额定电流(mA)	240	144	120	80	60	30	15	
Max Operate Voltage 最大吸合电压(VDC)	2.4	4	4.8	7.2	9.6	19.2	38.4	
Min Release Voltage 最小释放电压(VDC)	0.15	0.25	0.3	0.45	0.6	1.2	2.4	
Max Applicable Voltage 最大过载电压	70°C时额定电压的130%，23°C时额定电压的170%							

CONTACT DATA 触点参数

Contact Form 触点形式	1H/1Z
Contact Material 触点材料	Silver Alloy
Load 负载	Resistive load(COS Φ =1)
Contact Ratings 触点负载	16A 240VAC 16A 30VDC
Minimum load 最小负载	100mA 5VDC
Max Switching Voltage 最大转换电压	250VAC/30VDC
Max Switching Current 最大转换电流	20A
Max Switching Power 最大转换功率	4800VA/480W
Contact Resistance 接触电阻	100m Ω Max at 6VDC 1A
Life Expectancy 寿命	Electrical 电气寿命: 100,000 Operations(at30Operations/minute)
	Mechanical 机械寿命: 10,000,000 Operations(at300Operations/minute)

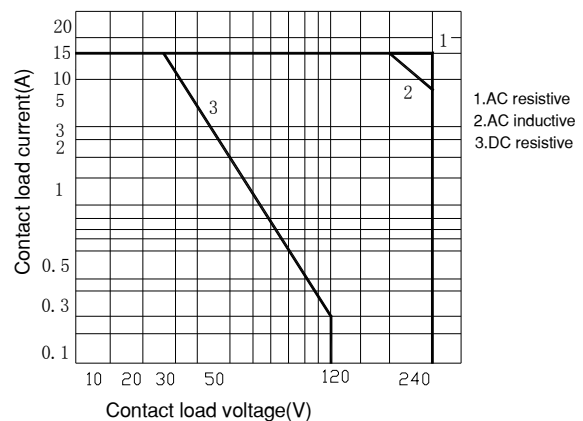
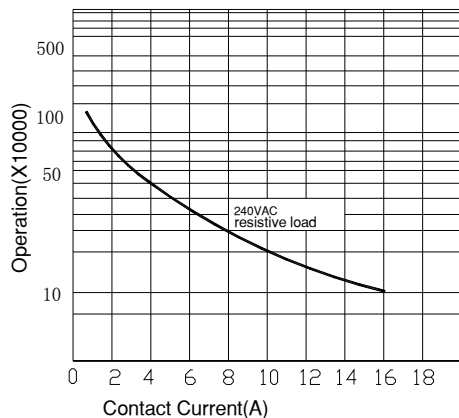
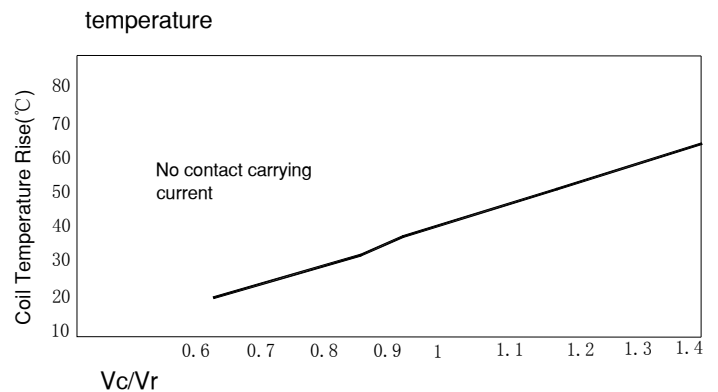
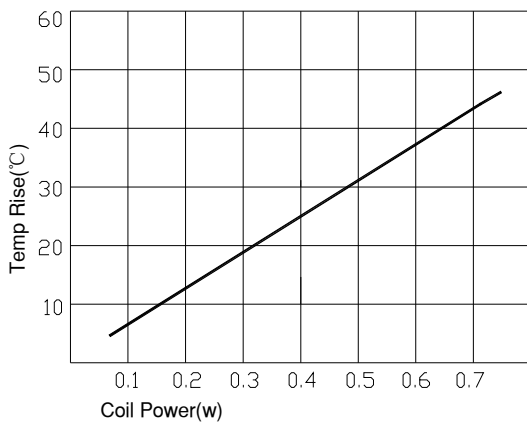
■ CHARACTERISTICS DATA 性能参数

Insulation Resistance 绝缘阻值	100MΩ Min at 500VDC
Dielectric Strength Between Open Contacts 触点间耐压	1000VAC(for one minute)
Between Contacts and coil 触点与线圈间耐压	5000VAC(for one minute)
Operate Time 吸合时间	20ms
Release Time 释放时间	10ms
Temperature Range 环境温度	-40°C to +85°C
Shock Resistance 冲击	Operating Extremes 动作极限: 10G
	Damage Limits 破坏极限: 100G
Vibration Resistance 振动	10-55Hz, 1.5mm
Max. switching frequency 最大转换频率	Mechanical: 18,000operations/hr
	Electrical: 1,800operations/hr
Humidity 湿度	40-85%
Weight 重量	Approx 14g
Safety Standard 安全标准	UL cUL TÜV CQC

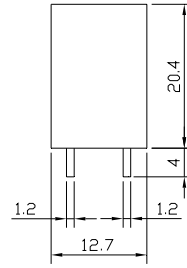
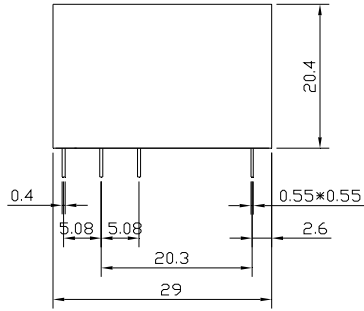
■ APPROVED STANDARDS 安全标准

Model(型号)	Coiling rating (线圈电压)	Safety Standard (安全标准)	Contact rating (触点负载)
TRA2	3 to 48VDC	TÜV	NO: 16A 240VAC 16A 30VDC NC: 12A 240VAC 12A 30VDC
		UL/cUL	16A 240VAC 16A 30VDC
		CQC	16A 240VAC

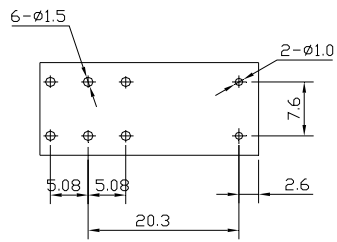
■ ENGINEERING DATA 设计参数



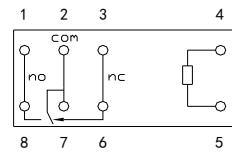
OVERALL AND MOUNTING DIMENSIONS 安装图



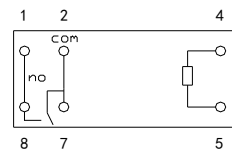
安装图



接线图



Form C



Form A

- 备注：1) 产品部分外形尺寸中未注尺寸公差：当外形尺寸 $\leq 1\text{mm}$ 时，公差为 $\pm 0.2\text{mm}$ ；当外形尺寸在 $1\sim 5\text{mm}$ 时，公差为 $\pm 0.3\text{mm}$ ；
当外形尺寸 $> 5\text{mm}$ 时，公差为 $\pm 0.4\text{mm}$ 。
- 2) 安装孔尺寸中未注尺寸公差均为 $\pm 0.1\text{mm}$ 。

声明：

本产品规格书仅供客户使用时参考，如有更改，恕不另行通知。